



# ELEGANT SERIES

## GLASS BEADED PROJECTION SCREEN

### MOTORIZED SCREENS



#### Motorized

Elegant series screens feature a sturdy yet attractive hexagon PVC coated metal casing. The standard installation bracket is suitable for a variety of applications, making the installation simple and convenient.

#### In-Line Switch

The In-Line Switch is the standard control option for motorized screens. No installation is required and the controls are simple to use. Press the "Up" and "Down" buttons to lower and retract the screen.



#### Wireless / Infrared Remote Controller (Optional Accessories)

The fabric drop & retract and micro control can be achieved by controller. The remote distance is 8 meters.



#### Installation

Default screen installation option  
The screens are available in different secure installation methods.

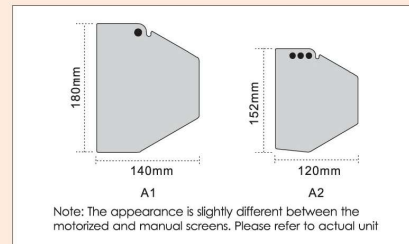
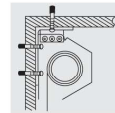
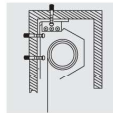
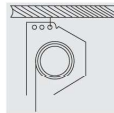
Optional bracket installation methods  
Optional bracket accessories, optional hidden installation or wall mounted



Installation bracket for screens 150" and above



Installation bracket for screens under 150"

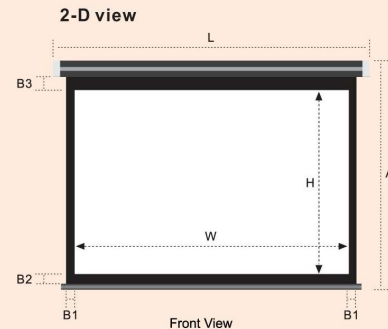


| Ratio | Size Inch | Viewing Size (W x H) | Retraction Height A | Top Black Border B3 | Product Size (LxHxW) | N.Weight (kg) | Voltage |
|-------|-----------|----------------------|---------------------|---------------------|----------------------|---------------|---------|
| 4:3   | 100       | 2030x1520            | 1830                | 80                  | 2754x215x170         | 17.16         | 115W    |
|       | 120       | 2338x1755            | 2065                | 80                  | 3062x215x170         | 19.24         | 115W    |
|       | 150       | 3048x2286            | 2596                | 80                  | 3772x215x170         | 24.28         | 115W    |
|       | 180       | 3620x2715            | 3025                | 80                  | 4442x215x170         | 28.40         | 250W    |
|       | 200       | 4020x3015            | 3325                | 80                  | 4847x215x170         | 31.54         | 250W    |
|       | 240       | 4878x3660            | 4000                | 80                  | 5702x215x170         | 38.60         | 250W    |
| 16:9  | 92        | 2030x1145            | 2025                | 650                 | 2754x215x170         | 16.81         | 115W    |
|       | 100       | 2214x1245            | 2025                | 550                 | 2938x215x170         | 17.85         | 115W    |
|       | 106       | 2340x1320            | 2050                | 500                 | 3064x215x170         | 18.79         | 115W    |
|       | 120       | 2656x1494            | 2024                | 400                 | 3380x215x170         | 20.80         | 115W    |

Screens are available in 16:10 Format also.

#### Remark:

- Side borders B1 are both 50mm
- To install screen in ceiling, the ceiling hole size could be calculated by the Screen case box size. (Length: +100mm; Height: +60mm; D: +60mm)



An ISO 9001:2008 Company

**TEAM INFOVISION PVT. LTD.**

70/B-19, Second Floor, Rama Road Industrial Area, New Delhi-110015

Ph. : 011-42133102, Fax : 91-41845331

Email : [ajay@teaminfovision.com](mailto:ajay@teaminfovision.com); [tarun@teaminfovision.com](mailto:tarun@teaminfovision.com)

Webiste : [www.teaminfovision.com](http://www.teaminfovision.com).

#### Distributor Network / Service Centre

- Ahmedabad • Akola • Allahabad • Bareilly • Bhopal • Bhubneshwar
- Chandigarh • Chennai • Goa • Guwahati • Gwalior • Hyderabad • Imphal
- Indore • Jabalpur • Jalandhar • Jammu • Jamnagar • Jamshedpur • Jhansi
- Jorhat • Kanpur • Kashmir • Kolkata • Lucknow • Ludhiana • Nagpur • Patiala
- Pune • Raipur • Silliguri • Srinagar- Uttarakhand • Varanasi • Jamnagar